


























PRELIMINARY - SUBJECT TO CHANGE

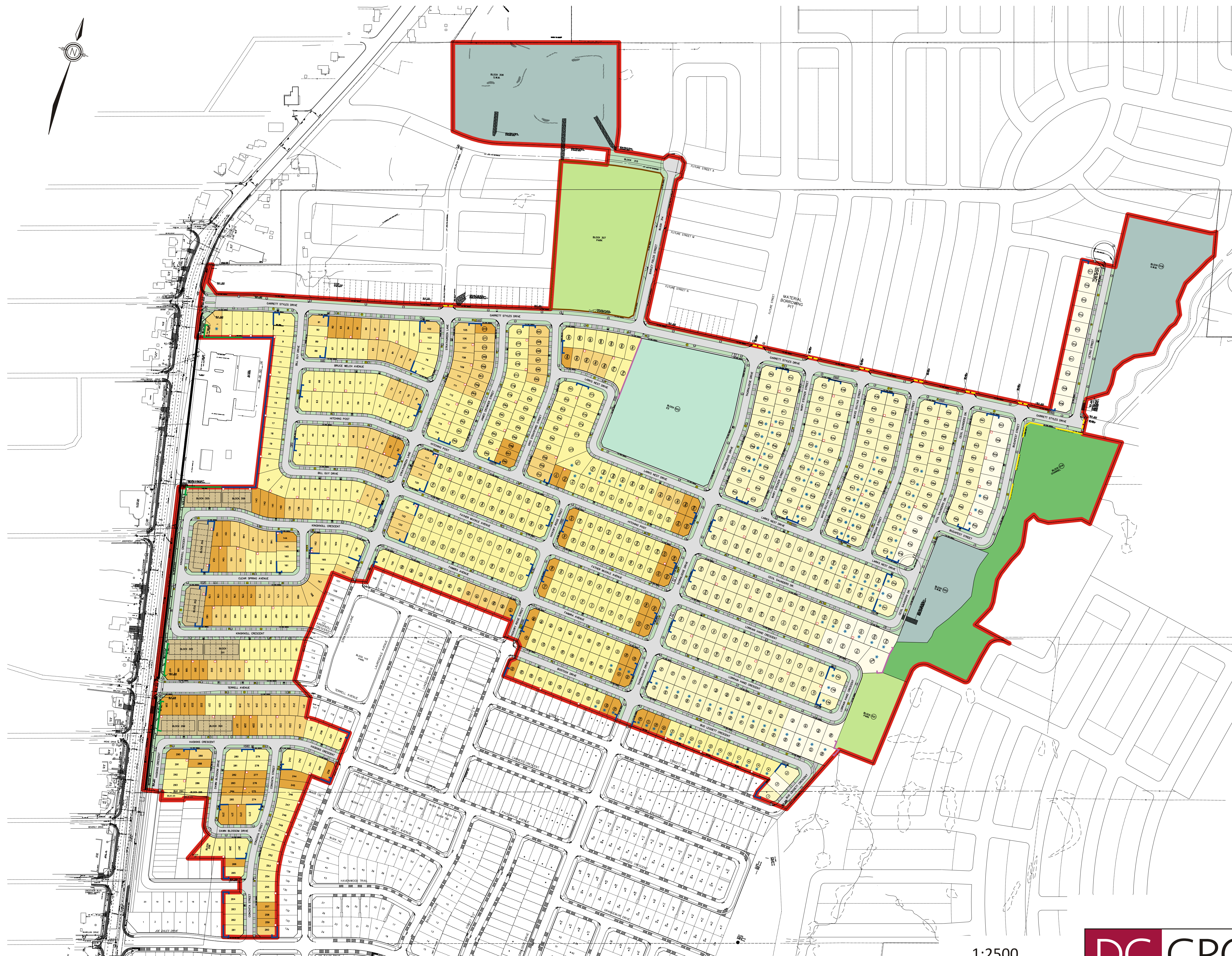
CAMLANE PHASE 9

PHASE 9

	18.3m SINGLE DETACHED	41 UNITS
	15.3m SINGLE DETACHED	217 UNITS
	13.7m SINGLE DETACHED	356 UNITS
	12.2m SINGLE DETACHED	107 UNITS
	11.0m SINGLE DETACHED	93 UNITS
	7.5m TOWNHOUSES	49 UNITS

TOTAL = 863 UNITS

-  PARK
-  SCHOOL
-  NATURALIZED CHANNEL
-  STORMWATER MANAGEMENT POND
-  LIGHT STANDARD
-  HYDRO TRANSFORMER BOX
-  COMMUNITY MAILBOX
-  HYDRANT
-  BELL OR ROGERS PEDESTAL
-  REAR YARD CATCHBASIN
-  BUS PAD
-  SUMP PUMP
-  PRIVACY FENCE
-  ACOUSTIC FENCE
-  CHAINLINK FENCE
-  DECORATIVE METAL FENCE
-  POST AND WIRE FENCE
-  TEMPORARY DEAD END BARRICADE
-  RETAINING WALL



1:2500
JAN 24, 2023



PLANNING PARTNERS INC.
Planning • Design • Development

64 JARDIN DRIVE - UNIT 1B, CONCORD, ONT. L4K 3P3
PHONE (905) 669-4055 FAX (905) 669-0097 design@klmplanning.com

2321 - COMMUNITY DISPLAY PLAN